


RAMADAN MEMORY GAME

Instructions

1. Print the picture cards on thick paper. (This PDF contains 12 pairs of Lil Muslims Ramadan picture cards).
2. Cut and laminate the cards so they can last longer.
3. Lay all of the cards face down.
4. On each turn, a player turns two cards over. If the cards match, the player keeps the pair! If the cards don't match, the player turns both cards back over.
5. Take it in turns to try to find a matching pair of cards. Try to remember the cards that have previously been turned over.
6. The game ends when all the cards have been matched.
7. The winning player is the one with the most pairs!





Dates

Taraweeh




Qur'an




Lantern



Charity



Blue Prayer Mat



Dates

Taraweeh




Qur'an



Lantern



Charity




Blue Prayer Mat




Tasbeeh



Iftar



Sadaqah



Suhoor



Date tree




Making Du'a




Tasbeeh



Iftar



Sadaqah




Suhoor



Date tree




Making Du'a




Kaaba



Dhikr



Orange Prayer Mat




Masjid



Ramadan Drum



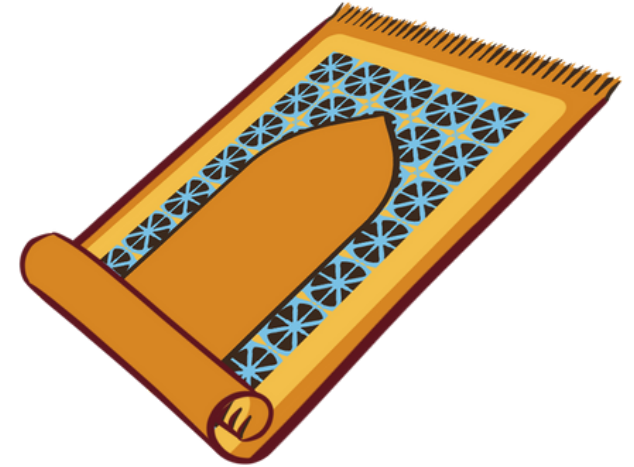
Ibadah




Kaaba



Dhikr



Orange Prayer Mat



Masjid



Ramadan Drum



Ibadah